



### District Report Card: 2017


<b>State:</b> Jammu And Kashmir	<b>District:</b> Kupwara
<b>Class:</b> 3	<b>Subject:</b> Language
<b>Schools:</b> 41	<b>Students:</b> 360


### Participation/Coverage


#### Students

<b>GENDER</b> 	Boys		Girls	
	Number	%	Number	%
	179	49.72	181	50.28

<b>AREA</b> 	Rural		Urban	
	Number	%	Number	%
	360	100.00	0	0.00

<b>CATEGORY</b> 	SC		ST		OBC		GEN	
	Number	%	Number	%	Number	%	Number	%
	3	0.83	71	19.72	78	21.67	208	57.78

<b>CWSN</b> 	LD	VI	HI	S&LD	ID	Oth
	1	1	0	2	0	0

<b>Management</b> 	Government		Government-aided	
	Number	%	Number	%
	360	100.00	0	0.00

### Average Performance of Students in Language (%)

Overall	Gender		Area		Management		Social Group			
	Male	Female	Rural	Urban	Govt.	Aided	SC	ST	OBC	GEN
72.54	72.29	72.78	72.54	0.00	72.54	0.00	64.44	61.78	75.38	75.26

## Performance on Learning Outcomes (LOs)

Learning Outcomes	Description	Average Performance(%)
L304	Reads small texts with comprehension i.e., identifies main ideas, details, sequence and draws conclusions	72.92
L312	Reads printed scripts on the classroom walls: poems, posters, charts etc.	71.78

Range of Performance of Students who Answered Correctly							
Below 30%		30% - 50%		50% - 75%		Above 75%	
Number	%	Number	%	Number	%	Number	%
15	4.17	39	10.83	123	34.17	183	50.83

## Lowest Performing Learning Outcomes (LOs)

1 - Reads printed scripts on the classroom walls: poems, posters, charts etc. (71.78)

2 - Reads small texts with comprehension i.e., identifies main ideas, details, sequence and draws conclusions (72.92)